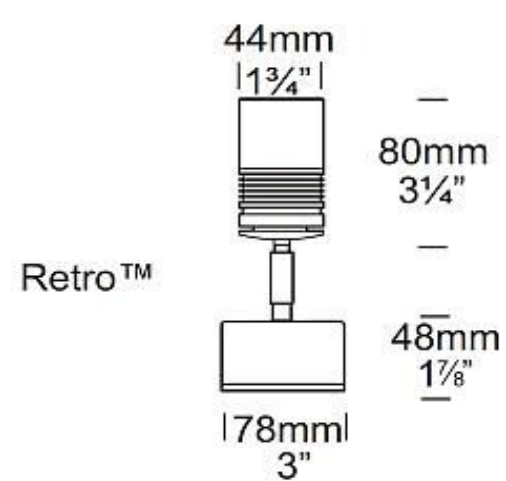
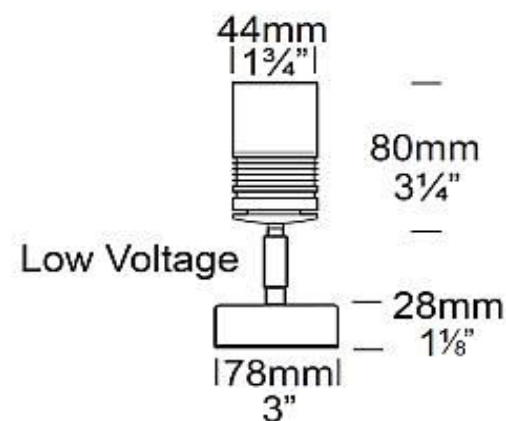
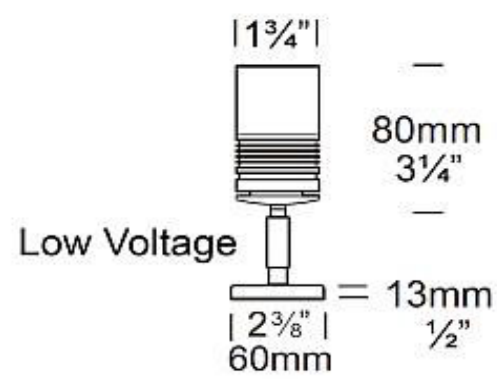


# Euro Wall Spot PURE LED

Cat. No. EWS/L



PURE LED  
Pure Performance



## UK & European Specification

The Euro Wall Spot PURE LED is for situations where the luminaire needs to be discreet. The spotlight can be aimed in any direction. This luminaire has a fully adjustable arm allowing 360 degree rotation and 0-90 degree elevation with a built-in glare guard. The Euro Wall Spot has been designed to be mounted on walls and provide directional light for pathways and structural elements of a building.

The Retro™ is a 11/240 mains option suited to an installation where mounting a driver is a problem, e.g. a brick wall where there is only the cable protruding out of the wall and it is not an option to recess the driver or when replacing an existing light fitting. The base size increases in size to accommodate the encapsulated IP66 dimmable driver.

The Hunza PURE LED system uses the latest Cree MTG-2 LED chips for maximum performance and long life. Power supply options include a choice of integral 12 volt driver or 120/240v (Retro) driver. There is also an external remote driver (series connection) option. The PURE LED system incorporates an innovative Plug-and-Play system for an easy replacement or upgrade of either the LED engine or integral driver.

\*At 350mA this fitting is the equivalent of a 25w halogen fitting.  
\*At 700mA this fitting is the equivalent of a 35w halogen fitting.

## Ordering Information

Luminaire	Driver mA	Beam Angle	Colour Temp	Material/Finish
EWS/L	S - Series	15 - 15° TIR Lens	2 - 2700K	COP - Copper
	D3 - 12v 350mA	25 - 25° TIR Lens	3 - 3000K	SS - Stainless
	D7 - 12v 700mA	38 - 38° TIR Lens	4 - 4000K	
	RE - 240v Retro			
	RU - 110v Retro			
				Accessories
				CJK150 - Cable Joint Kit
				EURF - Frosted Lens
				WBAP - Wall Box Adaptor

Example: **EWS/L S 15 2 CJK150 COP**

**Luminaire Construction**

**CNC machined from:**

**Copper**  
 Body: 45mm Copper (1 3/4") rod.  
 Flange: 70mm (3 1/2") solid copper rod.

**Stainless Steel**  
 Body: 45mm (1 3/4") 316 Stainless Steel rod.  
 Flange: 70mm (3 1/2") solid 316 Stainless Steel rod.

**Luminaire Weight**  
 12 volt Cop .700kg (1lb 8oz)  
 SS .415kg (14oz)

*Retro™* Cop 1.120kg (2lb 7oz)  
 SS 1.150kg (2lb 8oz)

**Features**

**Lens:**  
 6mm (1/4") extra clear low iron flush fit shatter resistant glass with Hex Cell Louvre for glare control. Lifetime Warranty.

**Gasket:**  
 Silicone, iron impregnated 220°C (428°F)

**Accessories:**  
 Cable Joint Kit (Cat. CJK150)  
 Frosted Lens (Cat. LENSEURF)  
 Wall Box Adaptor (Cat. WBAP)

**Mounting**  
 The luminaire is mounted to the wall using two 316 stainless screws through a shallow base 16mm (5/8") in depth.

*Retro™* luminaire (110/240volt): A mounting plate is fixed to the wall using two screws and the luminaire is fitted to the mounting plate.

**Technical Information**

**Standards**  
 AS/NZS 61046  
 IP56/IP66 UL 1838

**LED**  
 Cree MTG-2 Plug and Play, field replaceable PCB boards

**Lumen Output:** 420 at 700mA  
**Lumens Per watt:** 105 at 4watts  
**CRI Warm White (3000k):** 85+  
**Colour Temp:** 2700K, 3000K and 4000K

**Power Supply**

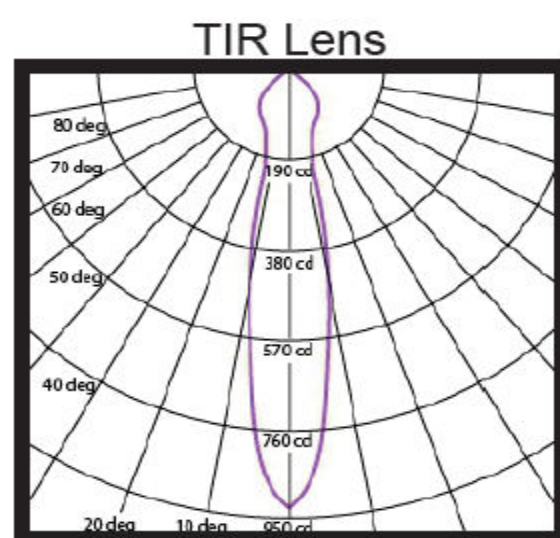
**Series (External) Driver**  
 Constant current driver  
 Output: 6vdc at 700mA maximum

*Hunza™* Plug and Play Driver  
 Input: 12vac, 5watt total  
 Output: 6vdc nominal, 350 / 700mA

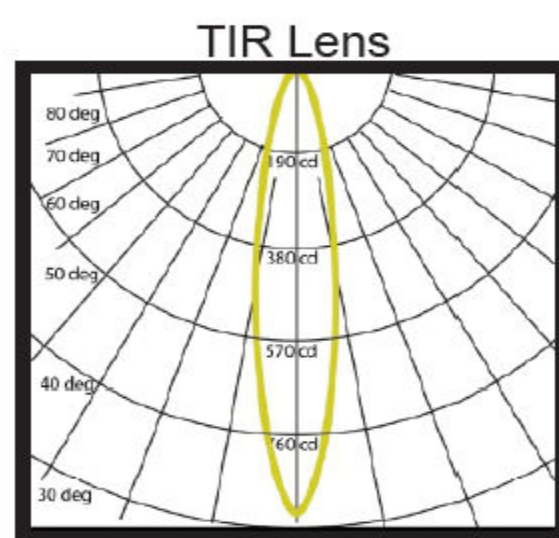
**Transformer**  
*Hunza™* Wall Mount Transformer for use with integral 12v driver

**Retro 110/240 Volt Driver**  
*Hunza™* Retro Driver  
 Input: 120/240vac, 5watt total  
 Output: 6vdc, 700mA  
 0-10 volt dimming

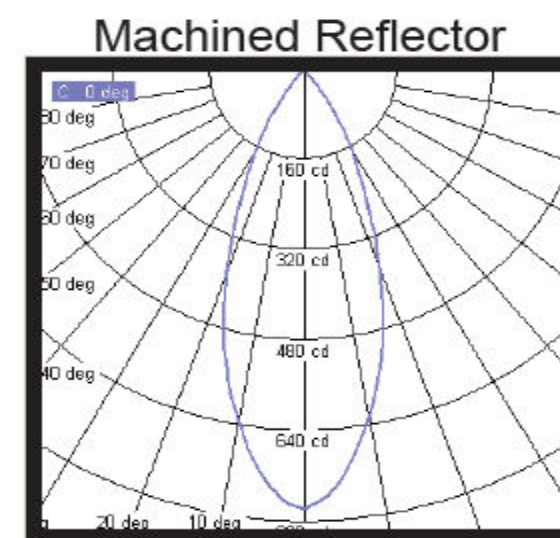
**Reflector Beam Angles**



15° Angle  
3000 K



25° Angle  
3000 K



38° Angle  
3000 K